

# Going to Radiology

Social Script

This is the main way to enter the hospital. You will go through this entry to get to the lifts to the hospital.





You can follow signs to the orange lift area.

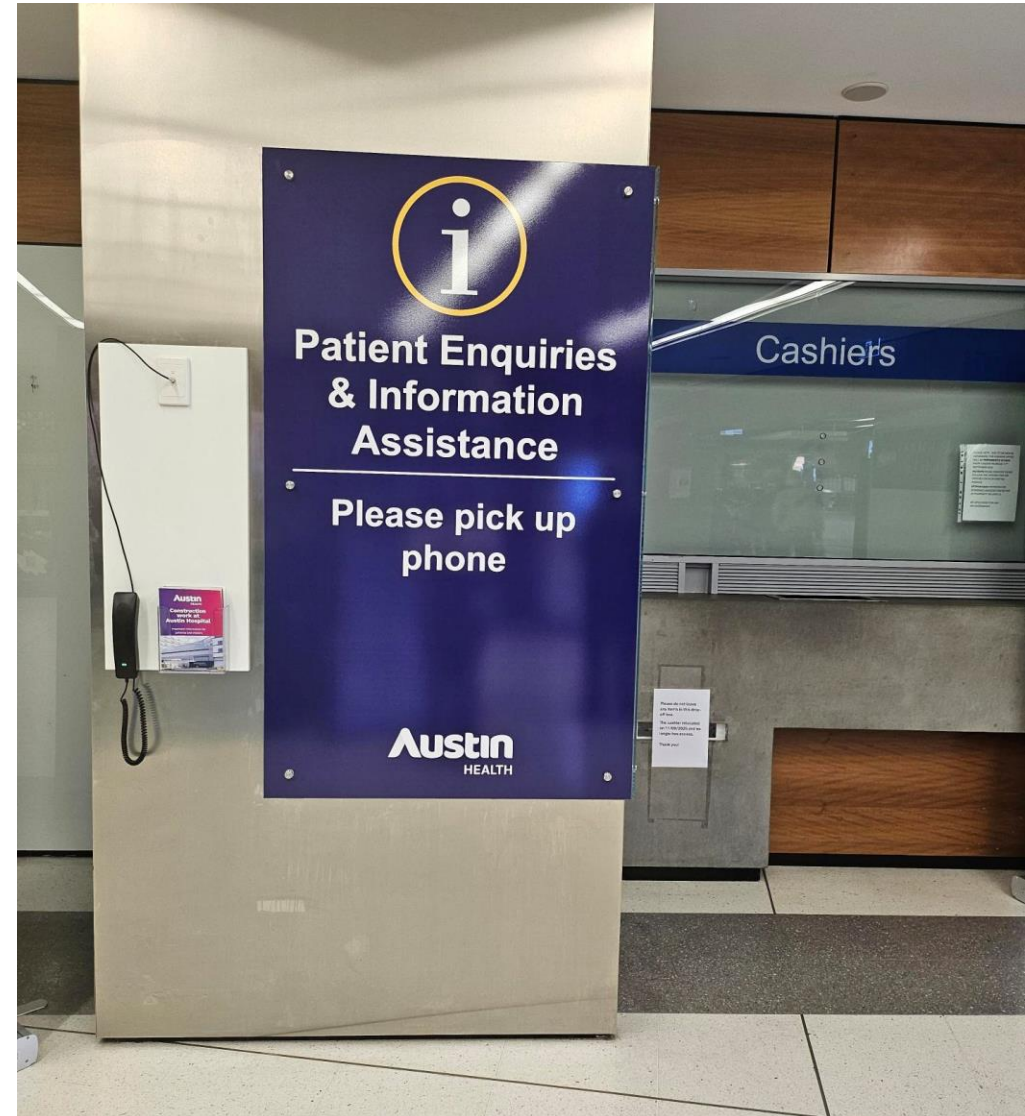


You will take the lift to Level 2.





If you are lost or need help you can use the phone near the blue sign. They are near the orange lift or on level 1.



# Radiology

This is the Radiology entrance. Through this door is the radiology waiting area.



You will check in at the desk and then wait in this area for your turn. There will be other people waiting here too.





# Having an Magnetic resonance imaging (MRI) Scan



The Radiologist  
will call your name  
when it is your  
turn.  
They will show  
you where to go.





You will go to a changing room to get ready for the MRI scan.

You will change out of your clothes and into a hospital gown.







You will go into a room like this to get ready for the MRI scan.

You will be asked to sign a form to give your consent for the MRI.

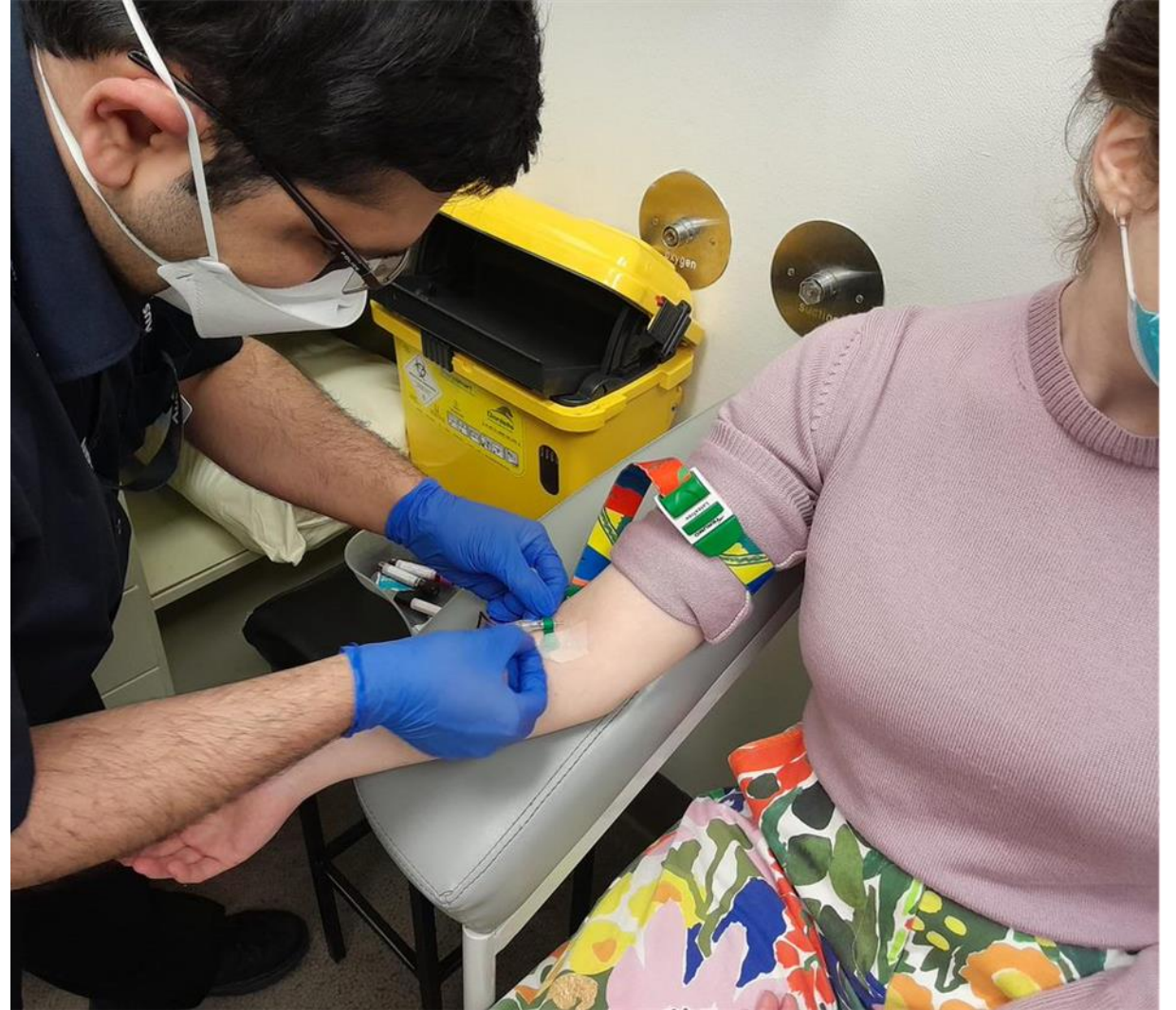


Some MRI scans need a contrast dye to make a clear picture.

If you need contrast dye for your MRI, the radiologist will put a cannula into your hand or arm.

You may also need to drink a liquid to help take a clear picture.

When you are getting the MRI scan, the radiologist will tell you before they put the contrast dye into the cannula.





When you are ready, you will go into a room with the MRI machine. You will lie down on the bed, and it will slide into the tube to take pictures of you. You might be given pillows, straps or braces to help take the pictures.



The MRI machine will be very noisy when it is taking the pictures.

You will be wearing headphones so you can hear the radiologist talking to you.

You will also have a button to push if you want to talk to the radiologist or stop the MRI scan.





When the MRI scan is finished, you will leave Radiology.



# Having an Magnetic resonance imaging (MRI) Scan with Sedation

The Radiologist  
will call your name  
when it is your  
turn.  
They will show  
you where to go.







You will go to a changing room to get ready for the MRI scan.

You will change out of your clothes and into a hospital gown.



You will go into a room like this to get ready for the MRI scan.

You will be asked to sign a form to give your consent for the MRI.





Some people may need sedation for the MRI scan. Sedation will make you feel calm and sleepy during the scan.

If you need sedation for your MRI scan, the radiologist will put a cannula into your hand or arm.

When you get into the room for the MRI scan, the radiologist will put medicine into the cannula, and you will feel calm and sleepy.





When you are ready, you will go into a room with the MRI machine. You will lie down on the bed, and it will slide into the tube to take pictures of you. You might be given pillows, straps or braces to help take the pictures.



The MRI machine will be very noisy when it is taking the pictures.

You will be wearing headphones so you can hear the radiologist talking to you.

You will also have a button to push if you want to talk to the radiologist or stop the MRI scan.



When the MRI scan is finished, you will go to a recovery room. You will lie down in the recovery room until you are ready to leave.





# Having a CT Scan



You will go to a changing room to get ready for the CT scan.

You will change out of your clothes and into a hospital gown.



You will go into a room like this to get ready for the CT scan.

You will be asked to sign a form to give your consent for the CT scan.







When you are ready, you will go into a room with the CT machine. You will lie down on the bed, and it will slide into the tube to take pictures of you.



You might be given pillows, straps or braces to help take the pictures.

The machine will be noisy when it is taking pictures.



When the CT scan is finished, you will leave Radiology.





# Having a CT Scan with Sedation



You will go to a changing room to get ready for the CT scan.

You will change out of your clothes and into a hospital gown.



You will go into a room like this to get ready for the CT scan.

You will be asked to sign a form to give your consent for the CT scan.





Some people may need sedation for the CT scan. Sedation will make you feel calm and sleepy during the scan.

If you need sedation for your CT scan, the radiologist will put a cannula into your hand or arm. When you get into the room for the CT scan, the radiologist will put medicine into the cannula, and you will feel calm and sleepy.





When you are ready, you will go into a room with the CT machine. You will lie down on the bed, and it will slide into the tube to take pictures of you.





You might be given pillows, straps or braces to help take the pictures.

The machine will be noisy when it is taking pictures.






When the CT scan is finished, you will go to a recovery room. You will lie down in the recovery room until you are ready to leave.



# Having an X-Ray



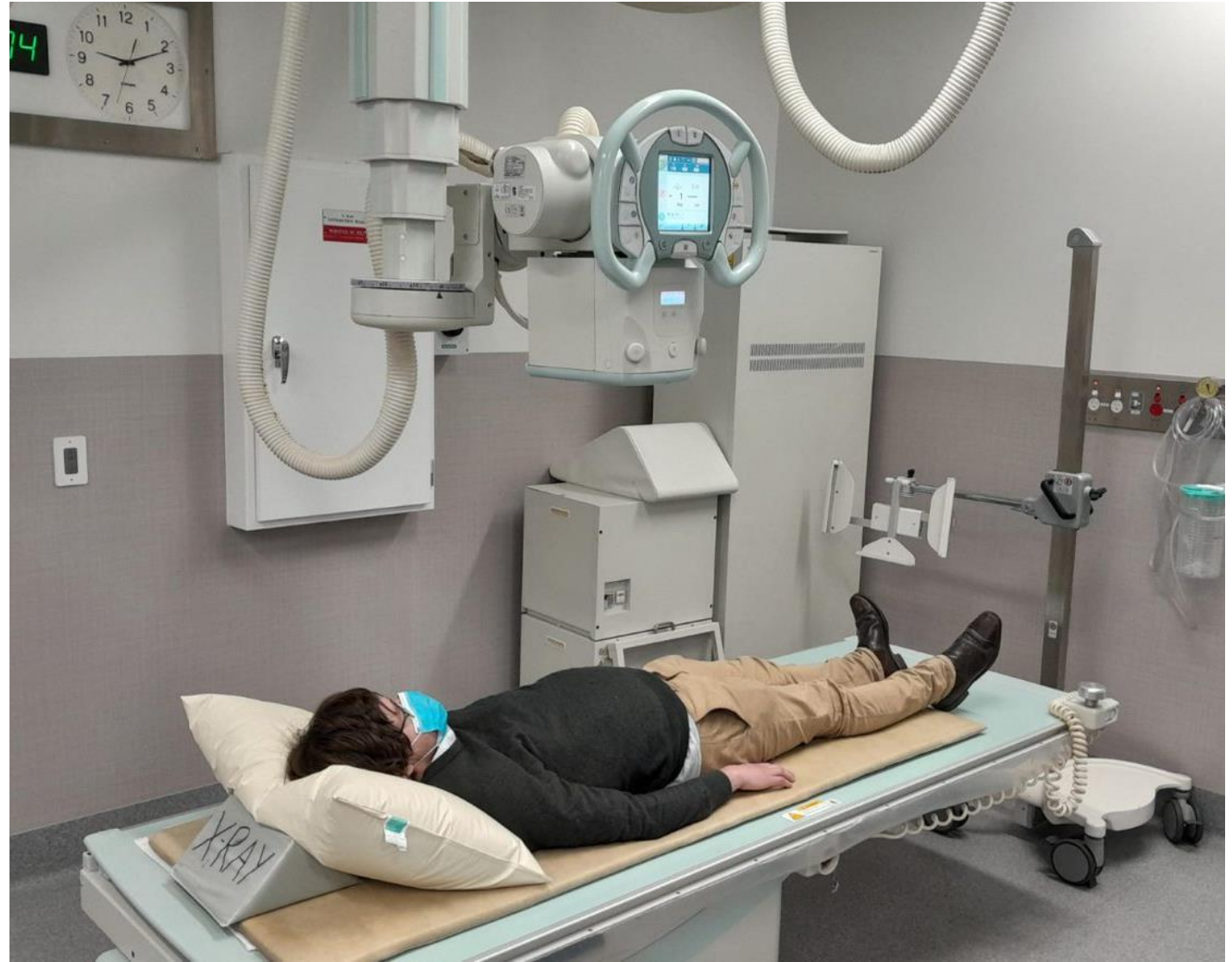
This is the X-Ray room. The radiologist will tell you where to sit, stand or lie down to take the pictures. You might be given a heavy apron to wear depending on the pictures that are being taken.





When the radiologist takes the picture, they will stand behind a wall.

You will need to be still when they are taking the picture so that it is clear.



# Having an Ultrasound

This is the ultrasound room.

The radiologist will tell you where to sit or lie down to take the pictures.





The radiologist will put gel on to the area where they will be taking pictures.

They will use a wand to take the pictures.

They will move the wand around and and push on the area to make sure the pictures are clear.

